



Use and Disposal Hybrid A npr

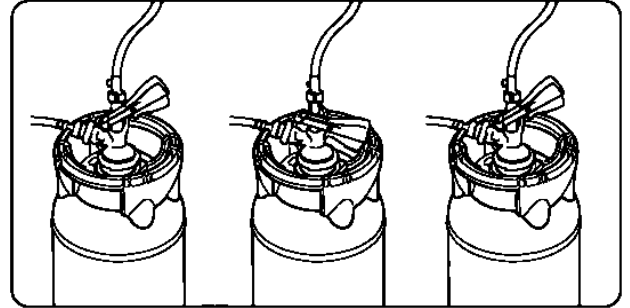
A npr = A-type without automatic pressure relief function

Video Dispense Instructions for all A npr Petainer Kegs

As with all keg dispensing, please ensure that the dispense head, the keg fitting and all pipes have been cleaned and sterilized. For cleaning the fitting we recommend 70% ethanol (see Petainer Keg Sanitising Guidance for Filling and Dispensing).

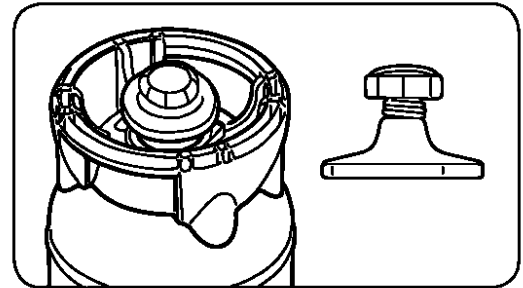
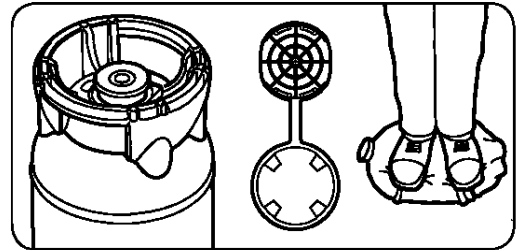
Hybrid A npr - Instruction for use

1. Break and remove the snap cap.
2. Slide the dispense head onto the fitting on top of the keg. (Take care that the **dispense head is fully engaged/slide on to the fitting**, to avoid fitting damage while pressing the handle down.)
3. Push down the dispense head handle. The keg is now ready to dispense.



Hybrid A npr - Instruction for disposal

1. When the keg is empty, pull the dispense head handle upward, turn the dispense head counter-clockwise and gently remove the dispense head from the keg.
2. Push the pressure relief tool (PRT) onto the fitting.
or
Slide on a reusable depressurising tool (Keg-Entlüfter) and turn the screw clockwise until the pressure is released.
3. When **fully depressurised**, disassemble the Hybrid according the disassembling pictograms and send for recycling in accordance with local recycling rules and regulations.



Hybrid disassembling

(Please use also the Hybrid disassembling video - QR code below):



The Petainer Keg Hybrid A npr (without automatic pressure relief function) can be uncoupled and recoupled for cleaning of the dispense line, or for other reasons.

Take care. The Petainer Keg is under pressure.